

Appendix B

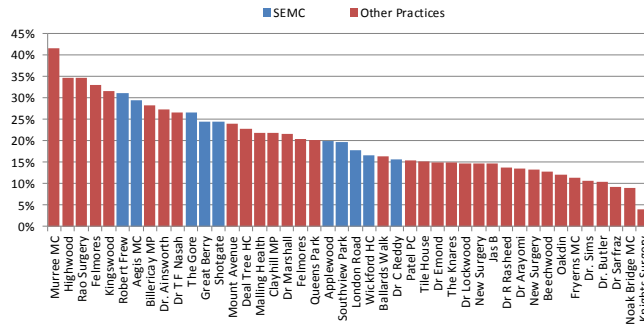
Example of LTC Management Balanced Scorecard and Individual Practice Report implemented at BBCCG

Public Health Locality Prevention Report

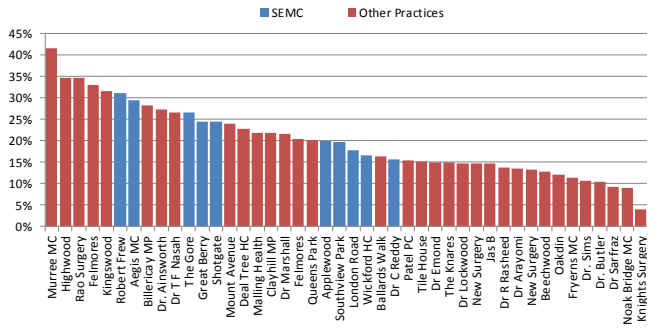
Please select locality to update graphs: ▼

Hypertension

Hypertension Register with no BP recorded in last 9 months

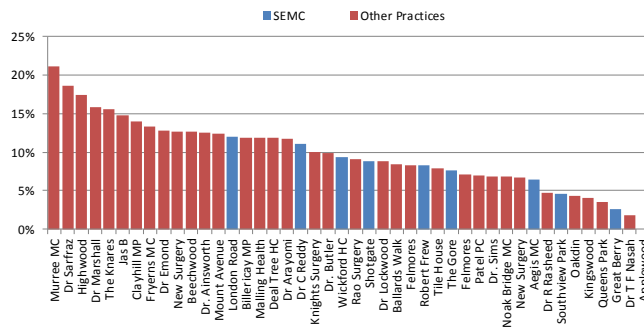


Hypertension Register without a controlled blood pressure of 150/90 or less in the last 12 months

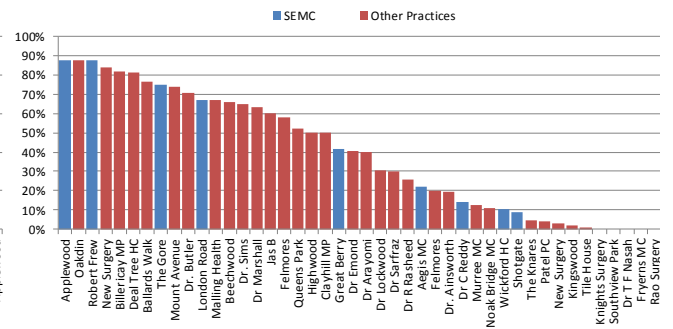


Atrial Fibrillation

All patients on practice AF registers that have not had an CHAD2 score recorded

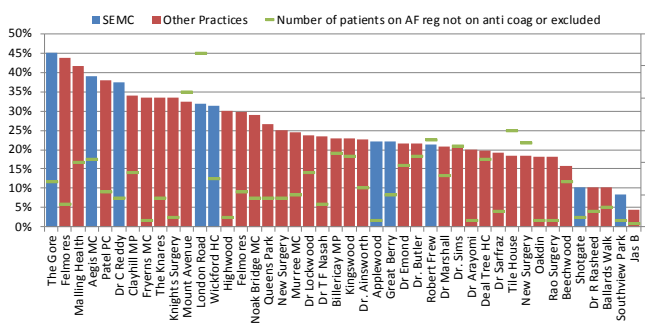


All patients on practice AF registers with a CHAD2 score less than 2 that is older than 12 months

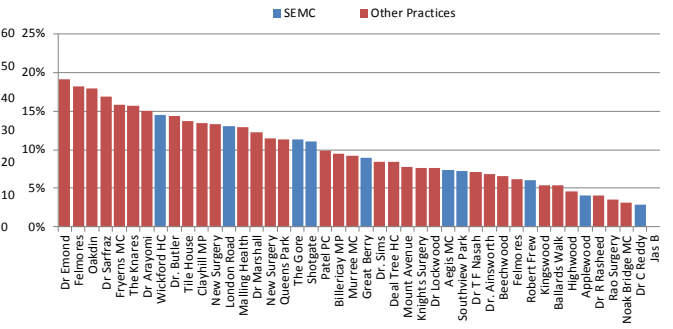


Coronary Heart Disease (CHD)

Patients on AF register (CHAD2 score 2 or more) not on anticoagulant or excluded



CHD Register without a controlled blood pressure of 150/90 or less in the last 12 months



GP Practice Based Prevention Report

Data Extracted 26 January 2015

F81666

Noak Bridge Medical Centre

Partnership and BIC

The following metrics have all been demonstrated to relate to a GP practice population's risk of an unplanned care admission for circulatory disease

Disease Prevention Area	Metric	Current %	Absolute number of patients requiring review	CCG Rank (1 = best, 44 = worst)	Dec %	Direction
Hypertension	Patients on Hypertension Register without a BP recorded in the last nine months	9.07%	46	2	11.40%	↑
	Patients on Hypertension Register without a BP >150/90 or less recorded in the last 12 months	9.47%	48	5	13.30%	↑
Atrial Fibrillation	% of patients on the AF register without a record of a CHAD2 score	6.82%	3	11	8.25%	↑
	% of patients on the AF register with a CHAD2 score >=2 not anticoagulated or excepted.	29.03%	9	29	37.10%	↑
	% of patients on the AF register with a CHAD2 score <2 that is older than 12 months	11.11%	1	13	11.11%	↔
Coronary Heart Disease	% of patients on the CHD register without a BP recorded that is <=150/90	3.19%	3	3	23.50%	↑
Stroke/TIA	% Stroke/TIA register that do not have a recorded BP of 150/90 or less in the last 12 months	3.92%	2	4	4.70%	↑
	% Stroke/TIA Register that do not have a recording of being on antiplatelet, anticoagulant or excluded	31.37%	16	9	3.73%	↑
Health Checks	Health checks completed as a % of practice target. <small>*number HCs still required to hit target</small>	55%	43*	16	45%	↑

In order to identify your patients that require review please run the Public Health SystemOne reports that we have produced and published for you.

All PH Locality Reports are to be found under 'Clinical Reporting'.

- × Open up the 'Essex' folder in the clinical reporting tree
- × Open up the 'Essex CC Vikki Ray' folder within 'Essex'
- × Select the suite of reports under 'PH Locality Reports'

Each report that is numbered corresponds to the graphs presented in the PH Locality Report dashboard.

[Any further questions please contact vikki.ray@essex.gov.uk](mailto:vikki.ray@essex.gov.uk)